

Monitoring local performance on climate & energy goals in the Netherland

By Martha Klein, Senior Advisor

9th Nov. in the COP23 Event on “The Local Dimension of NDCs: 100% Renewable Energy”



LokaleEnergieEtalage.nl

An energy window for every Dutch municipality

National goals:

- 1,5% / year Energy Saving
- Renewable Energy: 14% in 2020, 16% in 2023
- Climate neutral in 2050 (Paris agreement)



Local contribution to national goals visible!

Themes: Energy use in Housing, SME, Public Buildings
Renewable Energy and Mobility

What: Local trends – Governance – Icons



LokaleEnergieEtalage.nl

An energy window for every Dutch municipality

Main issues:

- Energy use
 - Housing
 - SME
 - Public Buildings
- Renewable Energy production
- Mobility

Aandeel energieverbruik van zes sectoren in Rotterdam in 2014

Wonen Diensten



8%

6%

Maatschap. vastgoed

Mobiliteit



2%

16%

Industrie

Landbouw



63%

..%

Opgewekte elektriciteit uit zon en wind ten opzichte van totale elektriciteitsverbruik in Rotterdam in 2014



4,9%

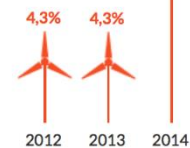
Hernieuwbare energie

Hernieuwbare elektriciteit



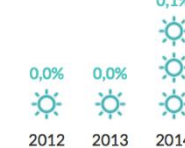
Meer

Windenergie



Meer

Zonnestroom



Meer

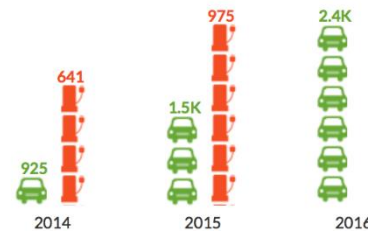
Inzet Rotterdam



Meer

Mobiliteit

Bedrijfs- en personenauto's op aardgas en elektriciteit en laadpunten



Meer

Inzet Rotterdam



Meer

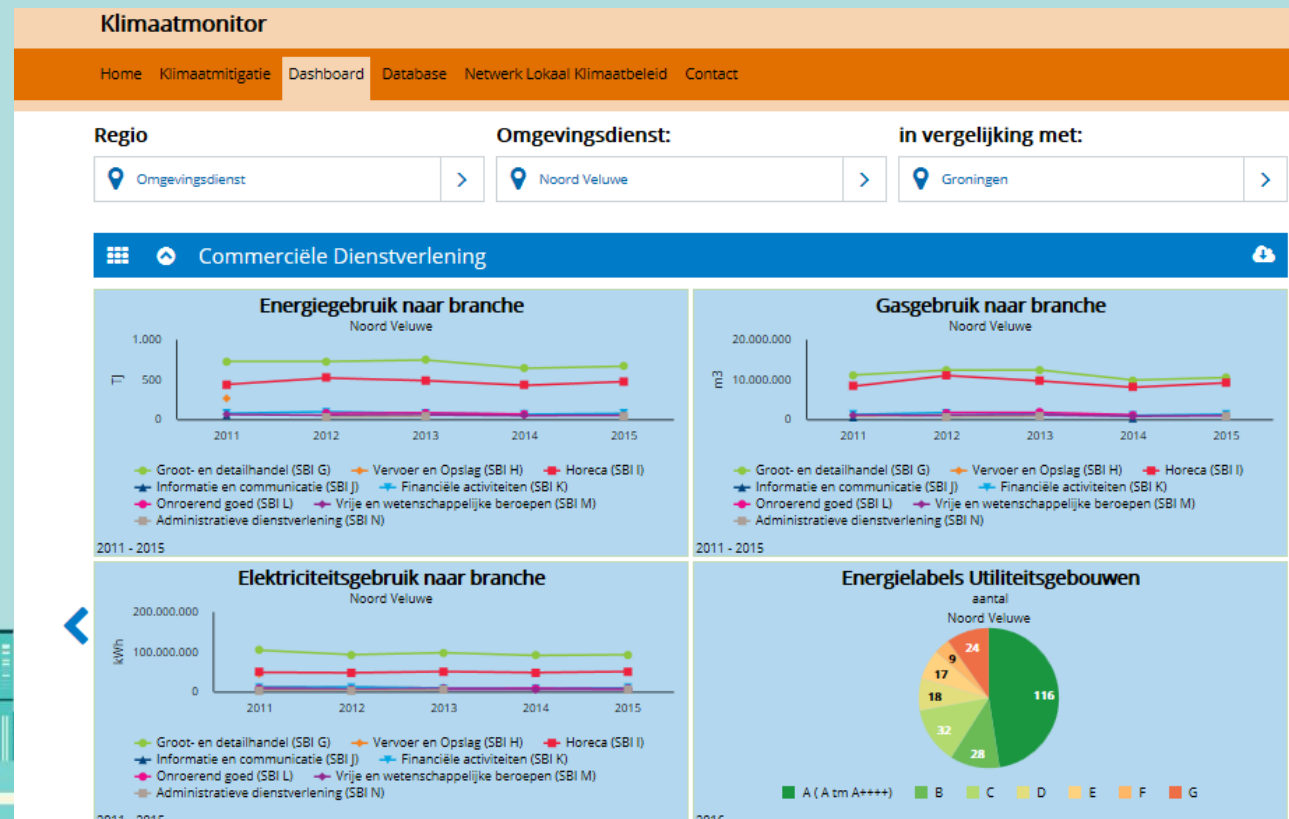
1) Local trends

Energy use and RE in detail

Main issues:

- Energy use
- Housing
- SME
- Public Buildings
- Renewable Energy production
- Mobility (CO2-emissions)

Source: <https://klimaatmonitor.databank.nl>
Huge online database from the Dutch government; Dashboards for local governments with benchmarking and reporting facilities.



2) Local governance

Coherence in climate policy and action

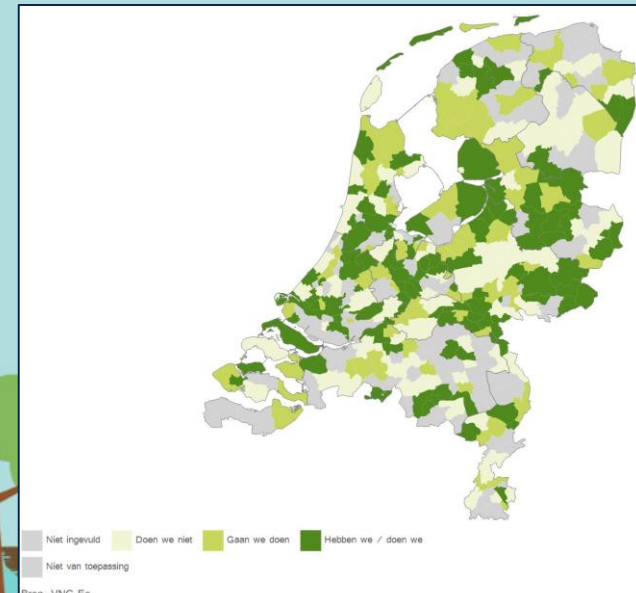
Main issues:

- Energy use
 - Housing
 - SME
 - Public Buildings
- Renewable Energy production
- Mobility

Source: Local Energy Survey (2014, 2016)

Closed questions on:

- Governance: ambitions, policies, accountability
- Communication, strengthening social support
- Implementation: actions, regulations
- Multi-actor arrangements
- Financial arrangements



3) Local icones

Realizations which visualize the future

Main issues:

- Energy use
 - Housing
 - SME
 - Public Buildings
- Renewable Energy production
- Mobility

Source: municipalities

Nul-op-de-Meter renovatie / 10 energieneutraal verbouwingen bij particulieren, Wageningen



Nieuw Stadskantoor, Vlaardingen



Biogasinstallatie Agro Giethoorn, Steenwijkerland



Amsterdam elektrisch, Amsterdam



Monitoring in local context

Towards more data driven policies

Goal: Climat Neutral, 100% renewable in 2050

Energy governance: Goals translated into local policies and milestones

Democratic control: Monitoring progress >>> evaluations, learning
>>> policy adjustments or upscaling

Free and open access tot data for all stakeholders

1. Monitor je jouw gemeente



Burger

2. Informeer je bestuurders



Energiecoöperatie



Ambtenaar



Bestuurder

3. Geef je richting aan beleid



Werknemer



Raadslid